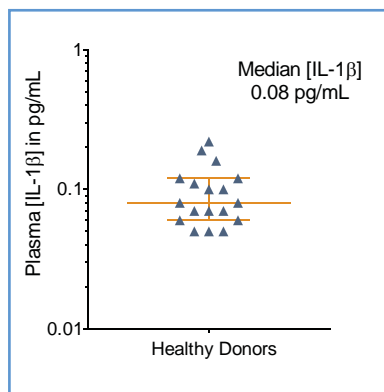
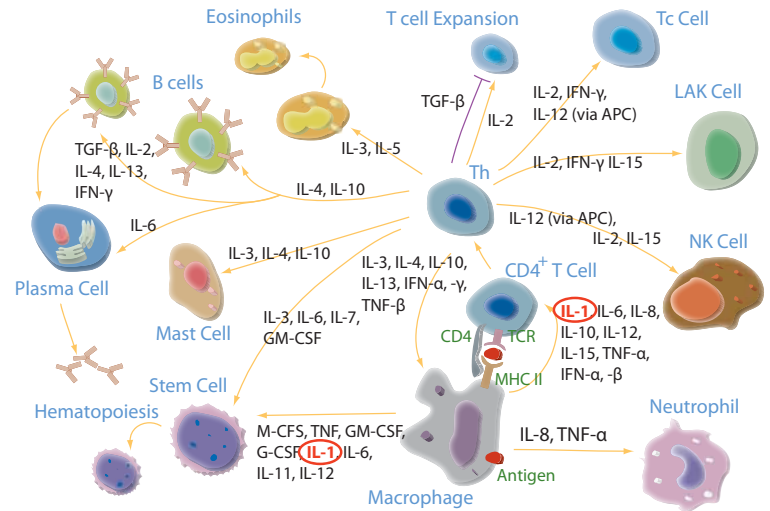


Biology and Disease

Interleukin-1 alpha and beta (IL-1α and IL-1β) are pro-inflammatory cytokines involved in immune defense against infection, and are part of the IL-1 superfamily of cytokines. Both IL-1α and IL-1β are produced by macrophages, monocytes and dendritic cells.

IL-1 is involved in various immune responses with a primary role in inflammation, making it a target for Rheumatoid Arthritis (RA). IL-1α and IL-1β are produced as precursor peptides, which are proteolytically processed and released in response to cell injury, and thus induce apoptosis. IL-1β production in peripheral tissue has also been associated with hyperalgesia (increased sensitivity to pain) associated with fever.



The Erenna® IL-1β Immunoassay Kit can quantify IL-1β in healthy subjects, who have a median [IL-1β] of 0.08 pg/mL that is above the detection limit of 0.03 pg/mL.

FIGURE 1: [IL-1β] in EDTA plasma from 20 healthy donors, with median and interquartile range.

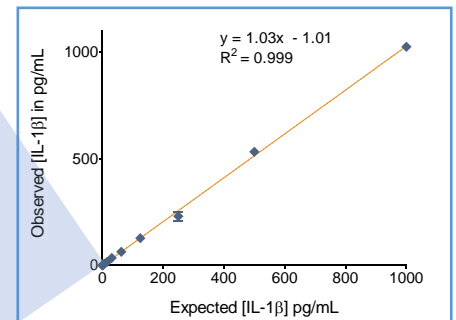
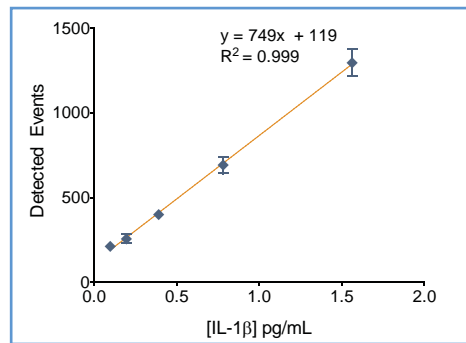


FIGURE 2: Erenna® IL-1β Immunoassay kit low-end standard curve signal (left) and curve fit (above).

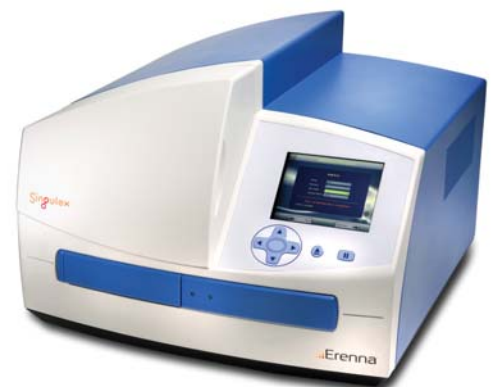
TABLE 1: Analytical sensitivity of the Erenna® IL-1β Immunoassay Kit¹

Lower Limit of Detection	0.03 pg/mL
Lower Limit of Quantification ²	0.1 pg/mL
Upper Limit of Quantification	1000 pg/mL
Low-end CV% Range	2 - 10%
Low-end CV% Average	6%
Assay Volume	100 μL
Minimum Sample Volume Required ³	100 μL

¹ see product insert for updated values

² LLoQ ≤ 20% CV and ± 20% recovery

³ based upon median [IL-1β] in a healthy reference population



Representative data shown for demonstration purposes only. Individual results may vary depending upon samples tested and protocol used.