

Biology and Disease

Interleukin-6 (IL-6) is a pro-inflammatory cytokine secreted by T cells and macrophages to stimulate immune response to trauma, especially burns or other tissue damage leading to inflammation. IL-6 is also secreted by macrophages in response to specific microbial molecules, referred to as pathogen associated molecular patterns (PAMPs), which trigger the innate immune response and initiate inflammatory cytokine production. IL-6 is one of the most important mediators of fever and of the acute phase response. IL-6 is also called a “myokine,” a cytokine produced from muscle that increases in response to muscle contraction. Additionally, osteoblasts secrete IL-6 to stimulate osteoclast formation.

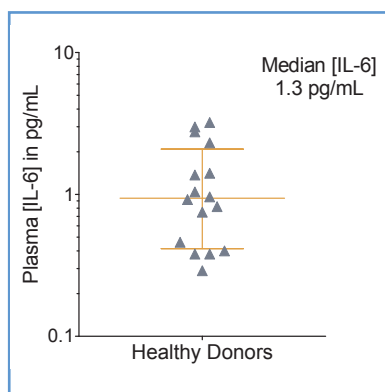
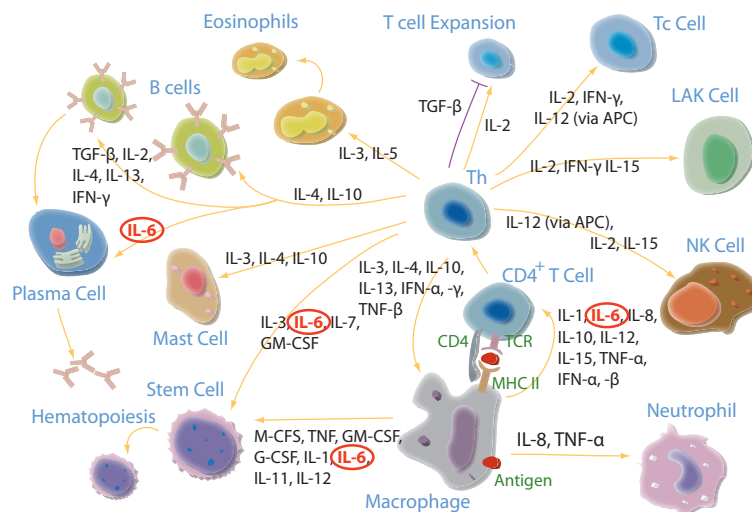


FIGURE 1: [IL-6] in EDTA plasma from 20 healthy donors, with median and interquartile range.

The Erenna® IL-6 Immunoassay Kit reliably quantifies IL-6 in healthy subjects, who have a median [IL-6] of 1.3 pg/mL that is well above the detection limit of 0.01 pg/mL.

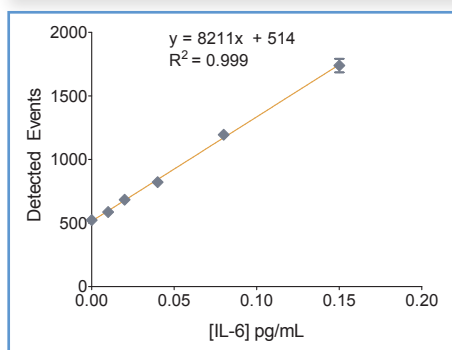


FIGURE 2: Erenna® IL-6 Immunoassay Kit low-end standard curve

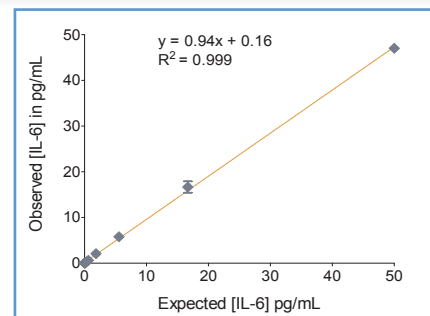


FIGURE 3: Erenna® IL-6 Immunoassay Kit correlation curve

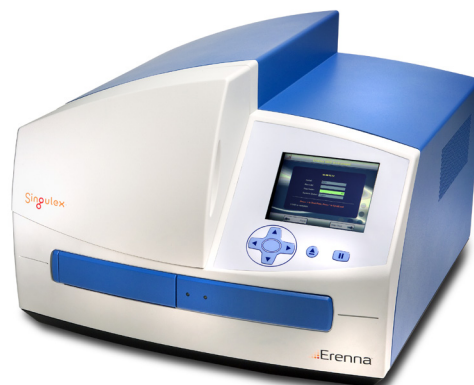
TABLE 1: Analytical sensitivity of the Erenna® IL-6 Immunoassay Kit¹

Lower Limit of Detection	0.01 pg/mL
Lower Limit of Quantification ²	0.08 pg/mL
Upper Limit of Quantification	50 pg/mL
Low-end CV% Range	2 - 8%
Low-end CV% Average	6%
Assay Volume	75 µL
Minimum Sample Volume Required ³	10 µL

¹ see product insert for updated values

² LLoQ ≤ 20% CV and ± 20% recovery

³ based upon median [IL-6] in a healthy reference population



Representative data shown for demonstration purposes only. Individual results may vary depending upon samples tested and protocol used.